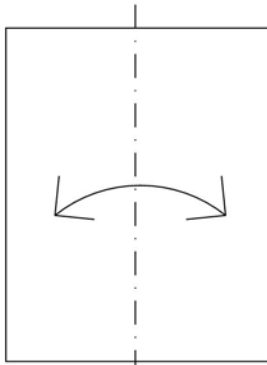
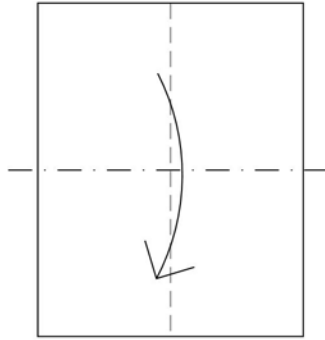


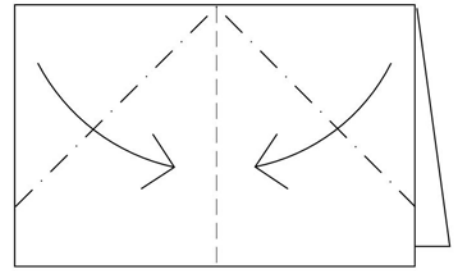
HOW TO MAKE A PAPER BOAT



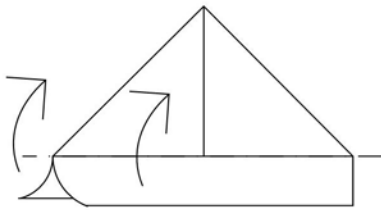
FOLD IN HALF
SIDE TO SIDE THEN
OPEN OUT FLAT AGAIN



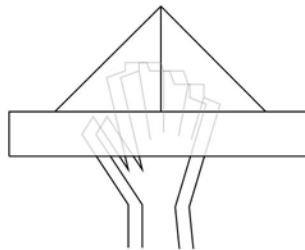
FOLD IN HALF
TOP TO BOTTOM
(AND KEEP FOLDED)



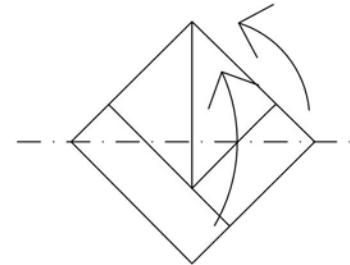
FOLD IN TOP
CORNERS TO
MIDDLE FOLD



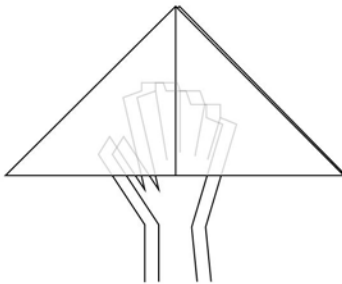
FOLD BOTTOM FLAPS
UP ON BOTH SIDES



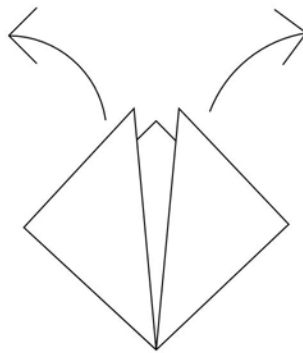
PUT HANDS INTO
HAT SHAPE, PULL
OUT AND FLATTEN TO
MAKE DIAMOND SHAPE



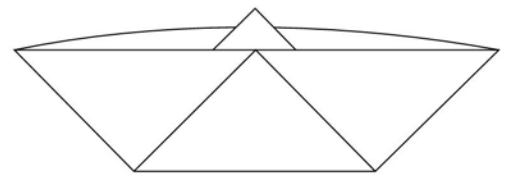
FOLD BOTTOM POINTS
TO TOP POINTS
ON BOTH SIDES



PUT HANDS INTO
TRIANGLE, PULL OUT AND
FLATTEN TO MAKE
DIAMOND SHAPE



PULL TOP POINTS OF
DIAMOND SIDWAYS
TO CREATE ENDS OF
BOAT



PULL OUT SIDES OF
BOAT SO IT SITS FLAT...
YOU'RE READY TO SET
SAIL!

